



KFEU

Kitchen Filtration Exhaust Unit

Vilair-AAF

Pollution Control System

KFEU-SP-M

Kitchen Filtration Exhaust Unit.

Cabinet Assembly

The unit body is shipped on a pallet/skid. It can be shipped in a single unit or in modular format for assembly on site for easy accessibility.

Filter Stages

Filter stages 1, 2, and 3 are mechanical air filters of progressive filtration efficiency that retain smoke and grease particles. Stage 4 is a carbon type filter to retain odor discharge.

Filter quantity for each filter stage is based on unit size. The unit can be specified to house between 2 - 4 Filters High, & 2 - 4.5 Filters Wide. (Eg. Figure 01 - **x3-H, x3.5-W**)

A consistent quantity of filters is provided for each stage of filtration; pre-filter, bag filter, rigid filter, and carbon filter (Carbon quantity will vary dependent on unit exhaust rate).

Unit Materials

Unit is constructed of a paneled modular galvanized steel frame 1.6mm and no less than 1.2mm unit, powder coated finish.

Unit Installation

All seams, joints, penetrations, and duct to hood collar connections shall be rendered air tight via gasket connections or silicone sealed.

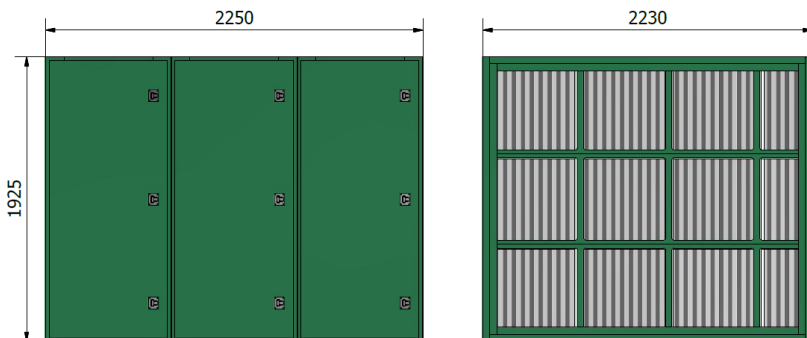
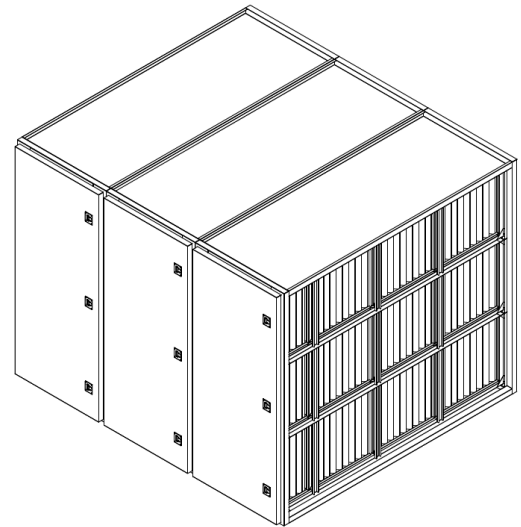


Fig 01

Filter Installation (See Figure 02)

The 4 stages of filters are shipped separately in the original factory packaging or enclosed in cabin dependent on the site-specific requirements. If separate, do not remove packaging or attempt to install filters prior to commissioning the unit. This is to ensure filter integrity for maximum efficiency.

Care must be taken to ensure filters are installed in the correct sequence and proper direction of airflow for filter stages 1, 2 & 3 (stage 4 carbon panels are not subject to airflow direction).

Access doors are on lift off hinges and can be easily removed for more convenient filter service.

NOTE

Filter Brand Substitutions will void the manufacturer's warranty. Please refer to the maintenance section for information on ordering replacement filters.

Failure to replace filters when required may cause a reduced exhaust air volume allowing smoke to escape into the kitchen, or may cause filters to rupture, or both.




Fig 02

Table 01

Stages of Filtration

Stage 1 <i>Pre Filtration</i>	Stage 2 <i>Intermediate</i>	Stage 3 <i>High Efficiency</i>	Stage 4 <i>Odour Control</i>
Cardboard/Disposable - V-Form	F6 - 8pkt Bag Filter	H10 (95% DOP) V Cartridge	Carbon V Filter
Metal/Washable - V-Form	F7 - 8pkt Bag Filter		AG18 Carbon Cassette
ALU/Washable - V-Form	F8 - 8pkt Bag Filter		
SS/Washable - V-Form			
M81 Fibreglass - Gate Filter			

NOTE: All Filter Stages are modular and can be added, removed, or modified post installation if required.

Replacement Filters

As a recommendation, replacement filters are available through Vilair-AAF Pty Ltd.

CONTACT

Cliff Harper – Vilair-AAF

cliff@vilair-aaf.com.au

Phone: (02) 8811 3703.

Fax: (02) 8811 3799.

www.vilair-aaf.com.au